



CEILING MEDALLION

QUESTIONS OR CONCERNS CONTACT CANARM AT:
1-800-265-1833 (English) / 1-800-567-2513 (French)
Monday through Friday 8:00 AM to 5:00 PM E.S.T.



"INSTRUCTIONS PERTAINING TO RISK OF FIRE OR INJURY TO PERSONS"
"READ ALL INSTRUCTIONS"

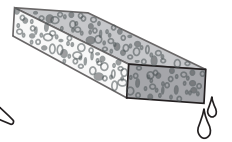


**"IMPORTANT SAFETY
INSTRUCTIONS"**
"SAVE THESE INSTRUCTIONS"

TOOLS NEEDED:

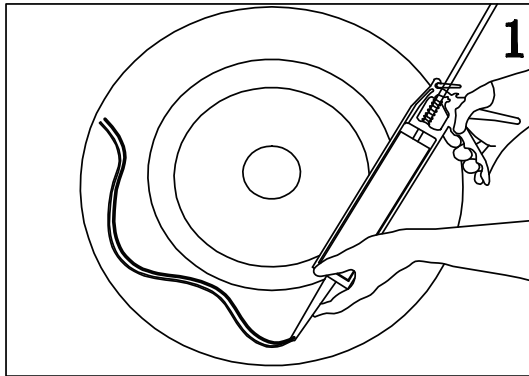
Putty Knife

Latex Caulk

Damp Sponge/Cloth



INSTALLATION INSTRUCTION:




1. Apply Latex Caulking to the perimeter on the back of Medallion




2. Center and place Medallion onto ceiling



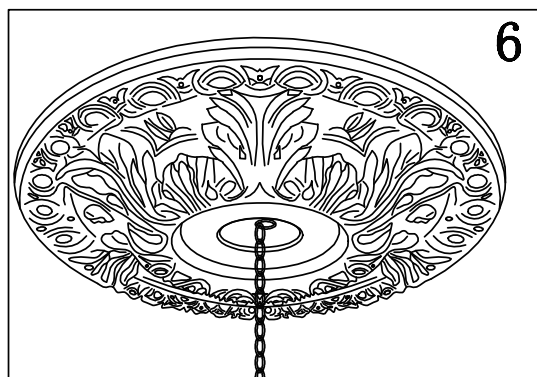
3. Use wet sponge to remove excess caulking



4. Secure by using Drywall screws



5. Using Putty Knife, fill screw holes with Latex Caulking



6. Medallion can be painted with Latex or Oil Base Paint

MADE IN CHINA

Imported By: CANARM LTD., 2157 Parkedale Ave., Brockville, Ontario, K6V 5V6, Tel: (613) 342-5424, Fax: (800)263-4598